



The vision of Bloom is to see a thriving Great Lakes Bay Region with transformed healthcare, exceptional community well-being and a vibrant economy. We will do so through improved health and sustained economic growth in the Great Lakes Bay Region through highly effective and coordinated stakeholder collaboration. The Region includes the counties of Arenac, Bay, Clare, Gladwin, Gratiot, Huron, Iosco, Isabella, Midland, Ogemaw, Roscommon, Saginaw, Sanilac and Tuscola. This Scorecard Report for **Ogemaw County** will serve to set a baseline for our work in the region.

Economic Outcomes

Health & Well-Being Outcomes

Overall Score

The purpose of Bloom is to change the health and economic landscape. This single overall metric cross-cuts health factors and economic drivers.



[U.S. News & World Report Healthiest Communities Overall Score](#)

Ogemaw County: 33/100

Prior Value: 40.7/100

The Healthiest Communities rankings and scores from U.S. News & World Report show how nearly 3,000 U.S. counties and county equivalents perform in 84 metrics across 10 health-related categories on a scale of 0 to 100.

Economic Measures



Median Household Income in the MiHIA Region spans from \$39,565 in Clare County to \$62,625 in Midland County and is significantly improving in all counties. Areas with higher median household incomes are likely to have more educated residents and lower unemployment rates. ALICE households represent those who are working but unable to afford the basic necessities of housing, food, child care, health care, and transportation due to the lack of jobs that can support basic necessities and increases in cost of living.

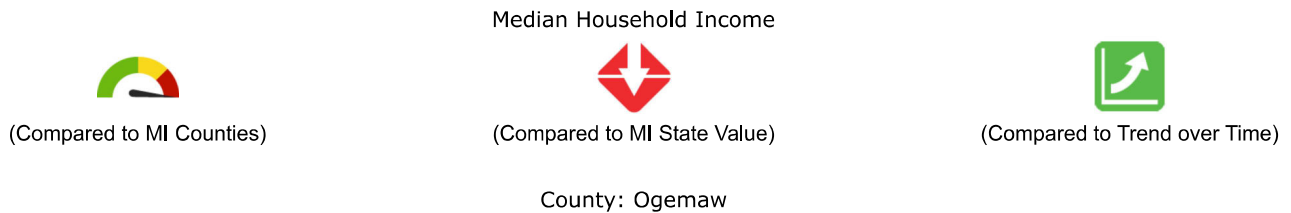
Jobs and Labor Force

Healthy populations improve workplace productivity. With job creation and enhanced productivity, the labor force grows, the trend towards out-migration is reversed. Overall, economic prosperity increases: salaries will be higher and there will be fewer economically disadvantaged residents.

Median Household Income

This indicator shows the median household income. Household income is defined as the sum of money received over a calendar year by all household members 15 years and older.

[Learn More](#)



Households that are ALICE

Ogemaw County

29.7%

Compared to:



This indicator shows the percentage of households that are Asset Limited, Income Constrained, Employed, defined as households with income above the Federal Poverty Level but below the basic cost of living.

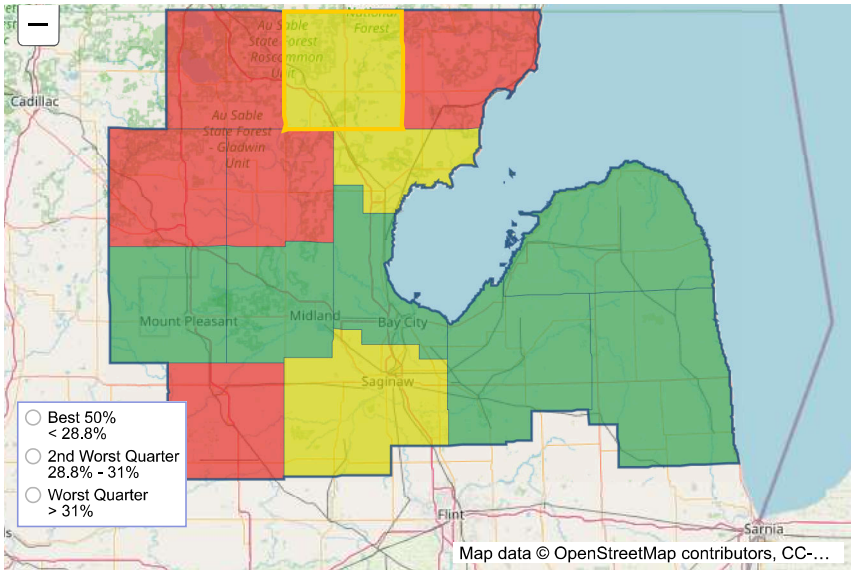
Numerator = Total estimate of households with income in the past 12 months above the Federal Poverty Level but within the ALICE threshold.

Denominator = Total households with poverty status determined.

[LEARN MORE](#)

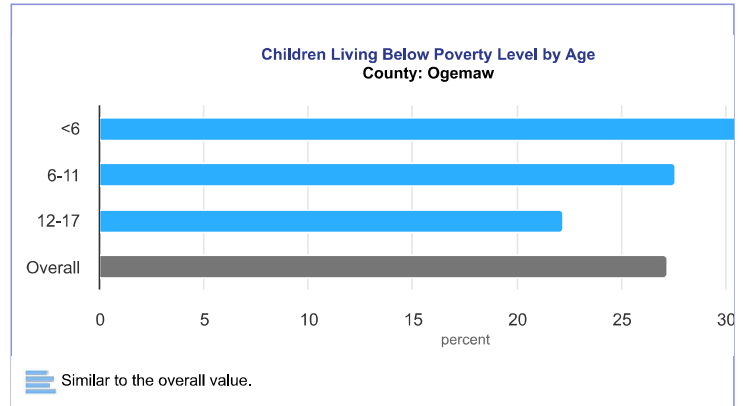
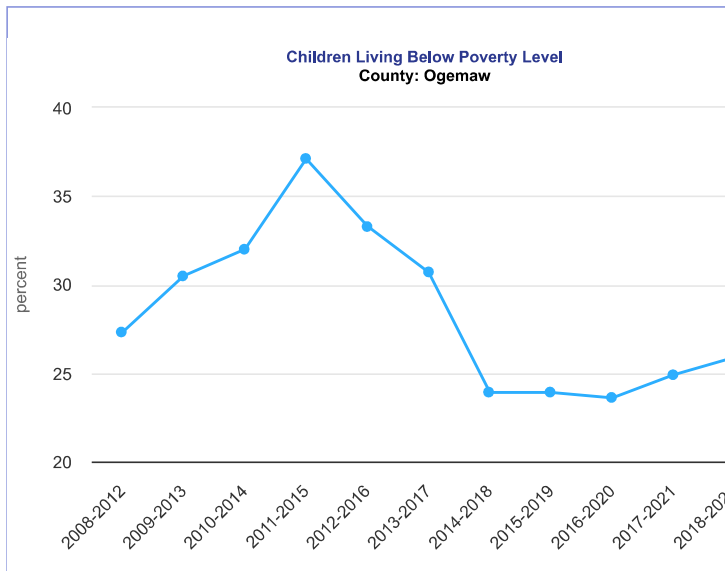
County : Ogemaw





Households that are Asset Limited, Income Constrained, Employed (ALICE)

Data Source: United For ALICE



Regional Attractiveness

An available educated workforce will give employers confidence in local labor capability.

Students Not Proficient in 3rd Grade English Language Arts

This indicators shows the percentage of households that are Asset Limited, Income Constrained, Employed comprising households with income above the Federal Poverty Level but below the basic cost of living.

Learn More



(Compared to MI Counties)



(Compared to MI State Value)



(Compared to Prior Value)



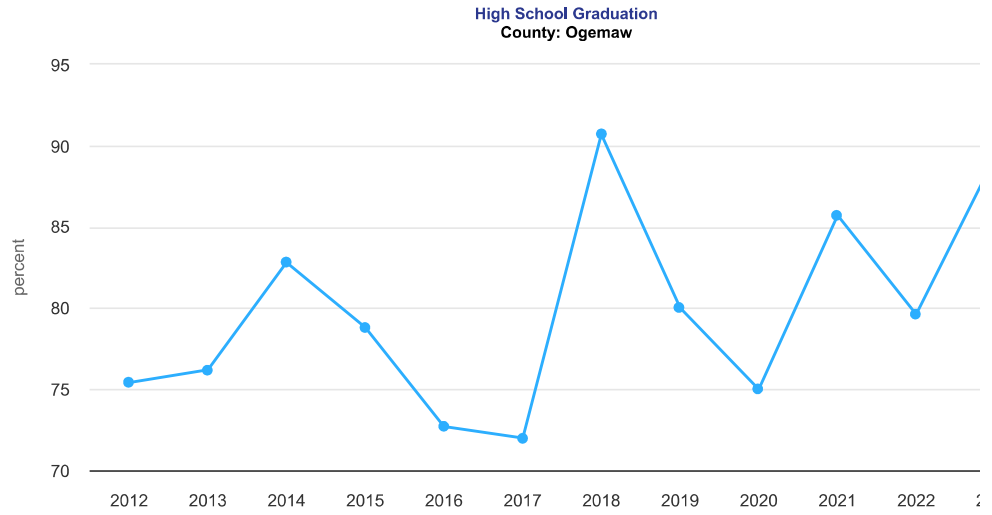
(Compared to Trend over)

County: Ogemaw

High School Graduation

Individuals who do not finish high school are more likely than people who finish high school to lack the basic skills required to function in an increasingly complicated job market and society. Adults with limited education levels are more likely to be unemployed, on government assistance, or involved in crime.

The Healthy People 2030 national health target is to increase the proportion of high school students who graduate in 4 years to 90.7 percent.



People with Post-Secondary Education

Ogemaw County

56.6%

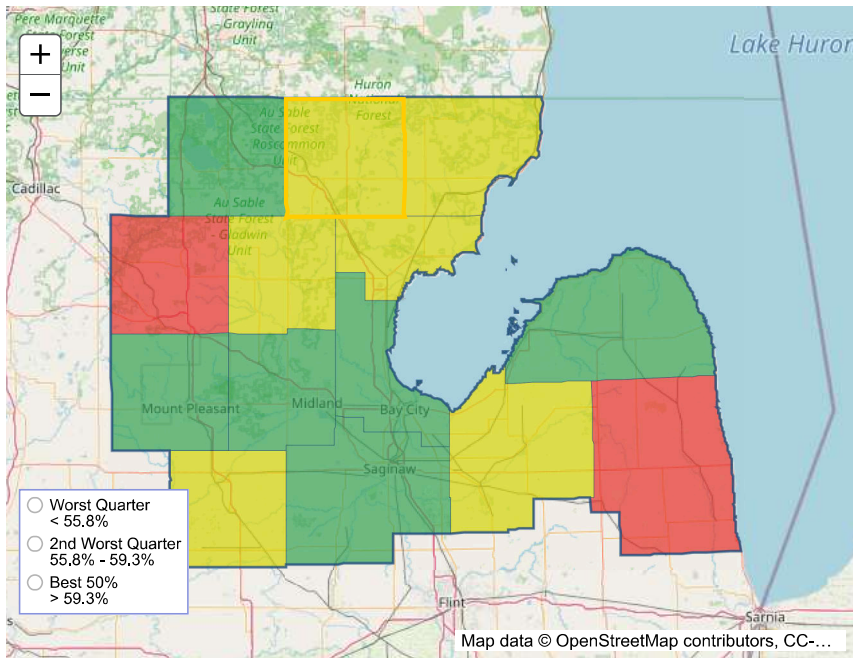
Compared to:



This indicator shows the percentage of people aged 25-44 years with some post-secondary education, such as enrollment in vocational/technical schools, junior colleges, or four-year colleges. It includes individuals who pursued education following high school but did not receive a degree as well as those who attained degrees.

LEARN MORE

County : Ogemaw



People with Any Post-Secondary Education

Data Source: County Health Rankings

Ogemaw Migration Data

Migration plays an important role in determining the size and growth of populations. Information on migrant inflows and outflows and their demographic characteristics can be used to plan for future economic development and the expansion of social services.

[Learn More](#)



Net Migration (From Out-of-State)



Net Migration (Within Michigan)



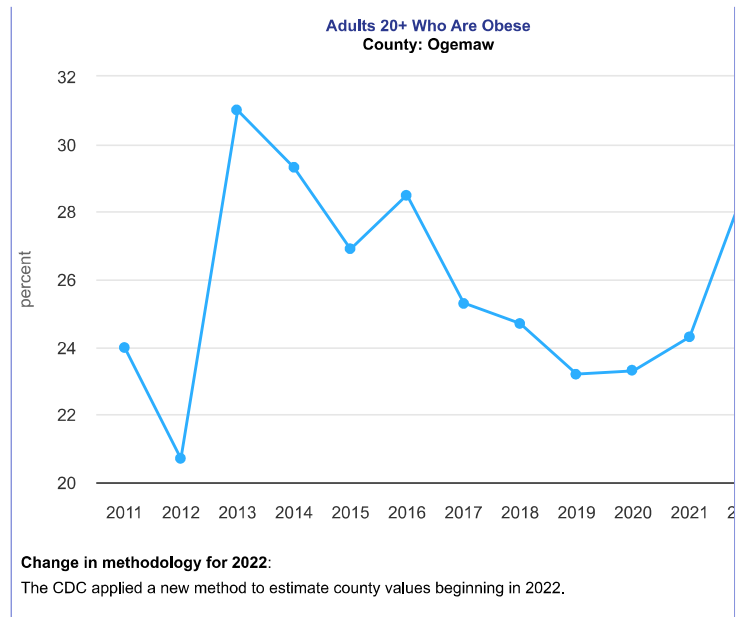
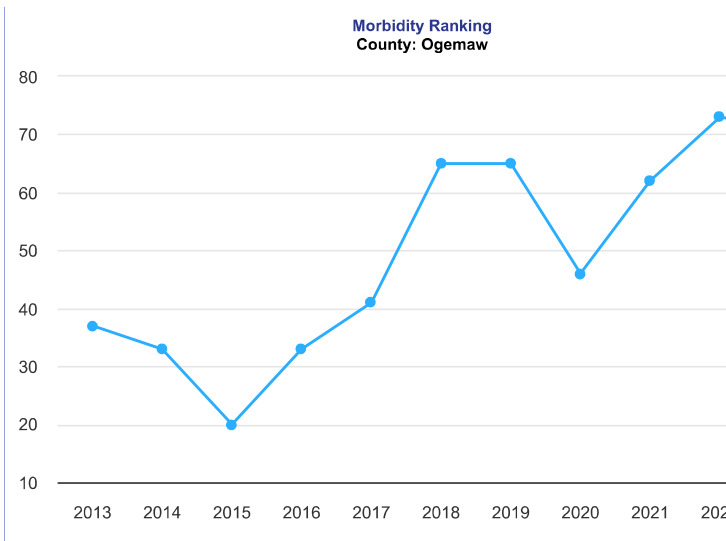
Net Migration (Within MIHIA)

County: Ogemaw
(Compared to Prior Value)

Health and Well-being Measures

County Health Rankings measures overall quality of life in its Morbidity Rankings. The ranking is based on a summary composite score calculated from the following measures: poor or fair health, poor physical health days, poor mental health days, and low birthweight. Healthy People 2030 is a comprehensive set of key disease prevention and health promotion objectives. The national health target is to reduce the proportion of adults with obesity to 36 percent by 2030.





Poor Mental Health: 14+ Days

Psychological distress can affect all aspects of our lives. It is important to recognize and address potential psychological issues before they become critical. Occasional down days are normal, but persistent mental/emotional health problems should be evaluated and treated by a qualified professional.

Poor Mental Health: 14+ Days

County: Ogemaw

Behaviors

County Health Rankings measures overall health behaviors in its ranking, calculated from the following measures: adult smoking, adult obesity, physical inactivity, access to exercise opportunities, excessive drinking, alcohol-impaired driving deaths, sexually transmitted infections, teen births, and a food environment index. Opioid-involved hospitalizations are highest in Saginaw and Bay Counties, who also have the largest overall populations.

Health Behaviors Ranking

Human behavior contributes strongly to health outcomes. A majority of preventable deaths and illnesses in the United States are directly caused by human behaviors such as smoking, risky sexual behaviors and unhealthful diets. Behavior modification depends on many structural and environmental factors as well as individual motivation and education.

Health Behaviors Ranking

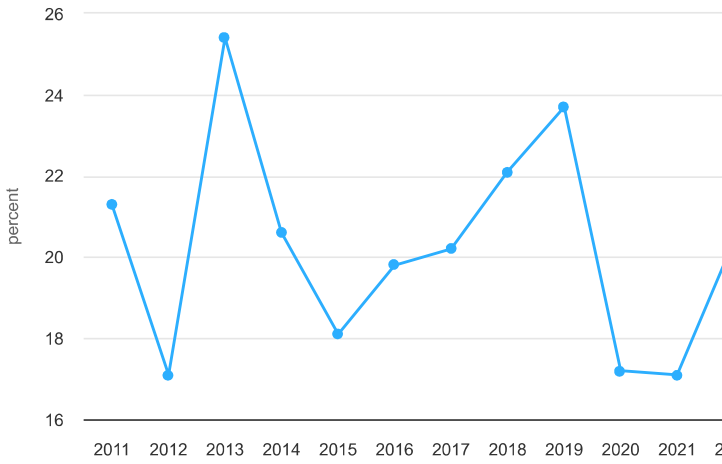
70



(Compared to MI Counties)

County: Ogemaw

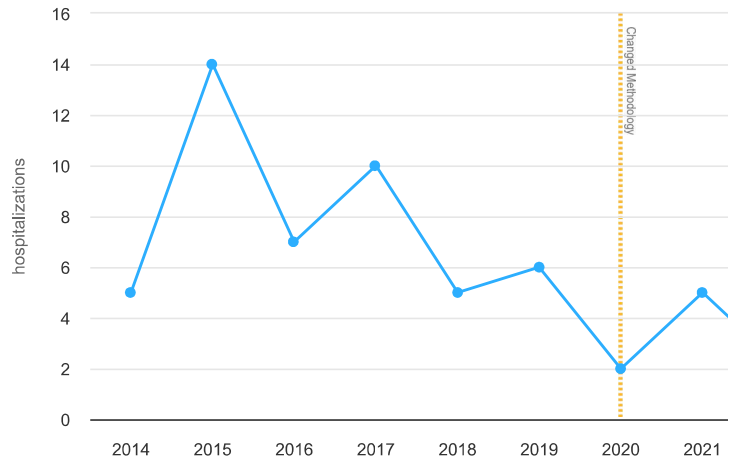
Adults 20+ who are Sedentary
County: Ogemaw



Change in methodology for 2022:

The CDC applied a new method to estimate county values beginning in 2022.

Annual Opioid Hospitalizations
County: Ogemaw



Change in methodology for 2020:

Beginning in 2020, opioid hospitalizations include poisoning by fentanyl or fentanyl analogs, tramadol, and other synthetic narcotics.

ADULTS WHO SMOKE

Tobacco is the agent most responsible for avoidable illness and death in America today. According to the Centers for Disease Control and Prevention, tobacco use brings premature death to almost half a million Americans each year, and it contributes to profound disability and pain in many others.

Adults who Smoke

County: Ogemaw

Health Services

County Health Rankings measures the ranking of counties in clinical care based on a summary composite score calculated from the following measures: uninsured, primary care physicians, mental health providers, dentists, preventable hospital stays, diabetic monitoring, and mammography screening. Food insecurity in children is expected to rise as a consequence of COVID, and projections can be found in the indicator Projected Child Food Insecurity Rate.

Clinical Care Ranking

Ogemaw County

71

Compared to:

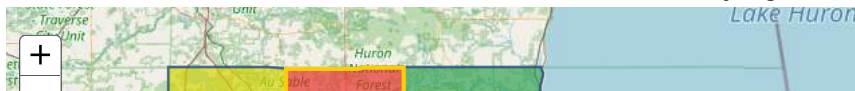


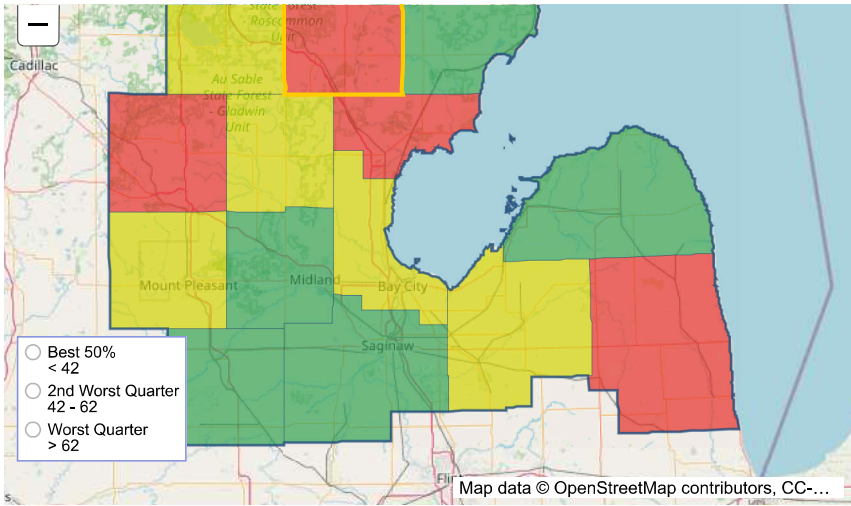
Grouped MI Counties

This indicator shows the ranking of the county in clinical care according to the County Health Rankings. The ranking is based on a summary composite score calculated from the following measures: uninsured, primary care physicians, mental health providers, dentists, preventable hospital stays, diabetic monitoring, and mammography screening.

LEARN MORE

County : Ogemaw





Clinical Care Ranking

Data Source: County Health Rankings

Immunization Status of 19 to 35-Month-Old Children

Timely childhood immunizations and vaccines are important in protecting children against many childhood diseases. The Centers for Disease Control and Prevention (CDC) recommends that at 24 months children be completely vaccinated for protection against a few diseases.

67.0%

Immunization Status of 19 to 35-Month-Old Children



(Compared to MI Counties)



(Compared to Prior Value)



(Compared to Trend over Time)

County: Ogemaw

Mortality Rates

Mortality rates due to a given cause describe the impact of a disease in the population.

Age-Adjusted Death Rate due to Alzheimer's Disease

Ogemaw County

38.3 DEATHS/ 100,000 POPULATION

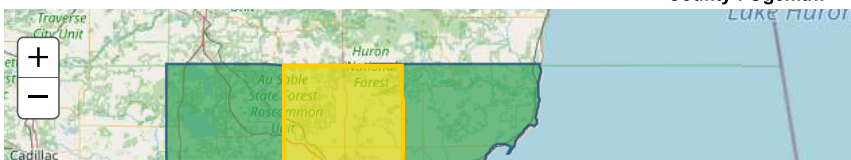
Compared to:

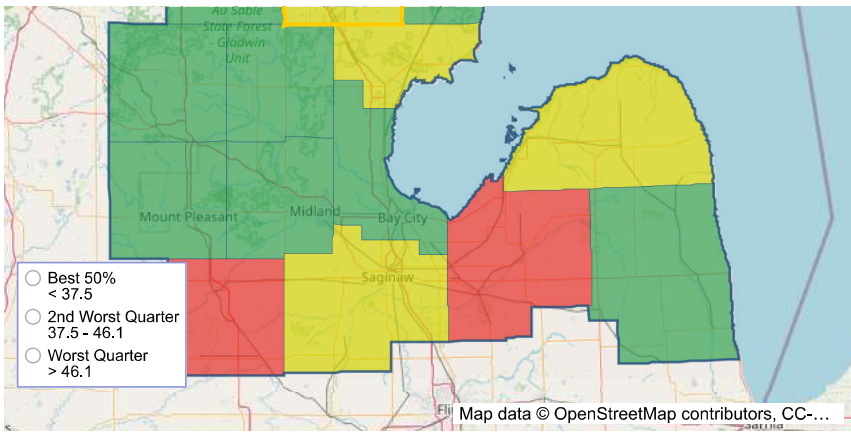


This indicator shows the age-adjusted death rate per 100,000 population due to Alzheimer's disease.

LEARN MORE

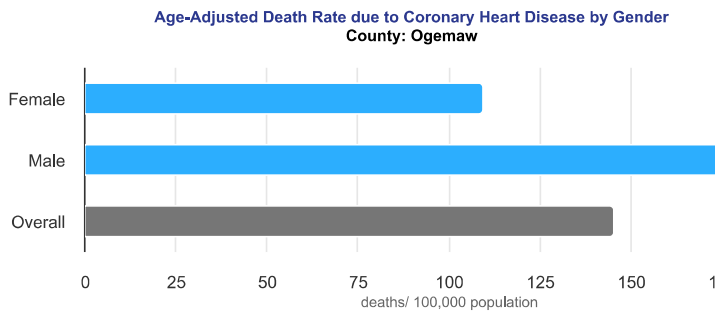
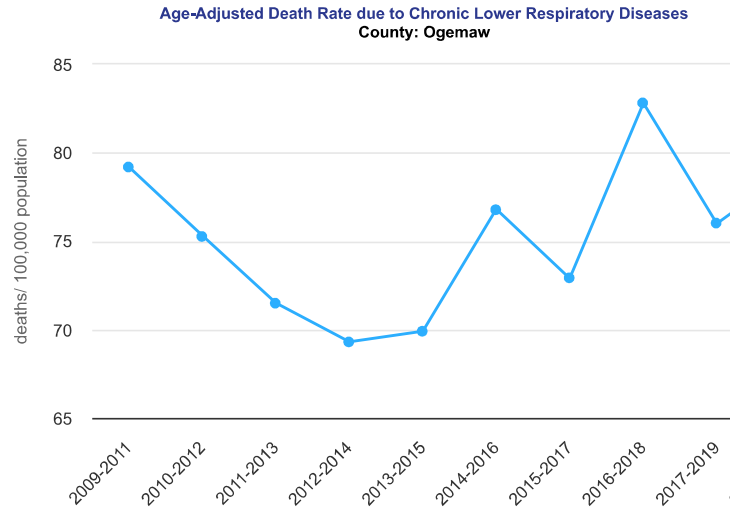
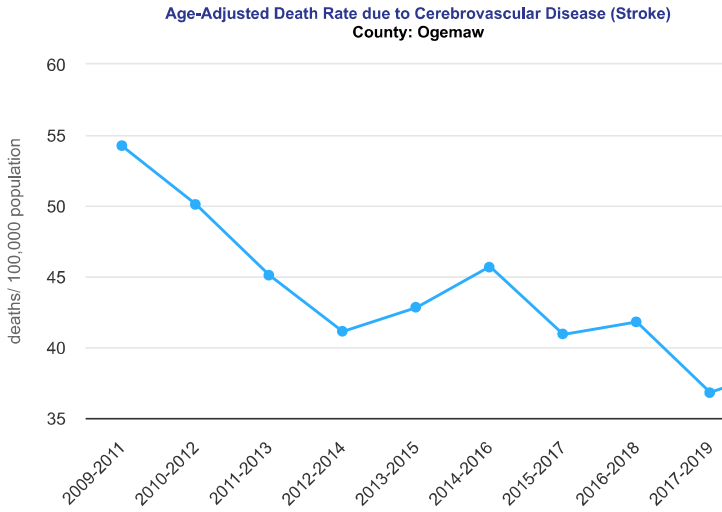
County : Ogemaw



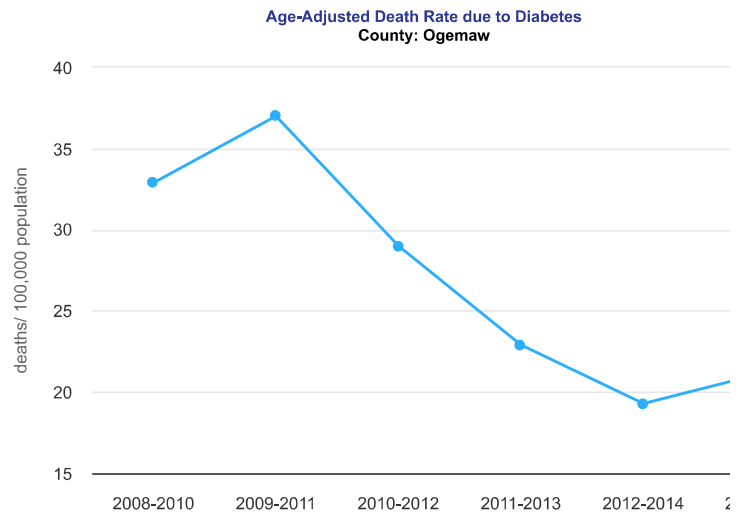


Age-Adjusted Death Rate due to Alzheimer's Disease

Data Source: Centers for Disease Control and Prevention



Similar to the overall value.



Mortality Rates

Age-Adjusted Death Rate due to Influenza and Pneumonia

Age-Adjusted Death Rate due to Kidney Disease



Age-Adjusted Death Rate due to Influenza and Pneumonia
(Compared to MI Counties)



Age-Adjusted Death Rate due to Kidney Disease
(Compared to MI State Value)

County: Ogemaw

Age-Adjusted Death Rate due to Suicide

Ogemaw County

30.5 DEATHS/ 100,000 POPULATION

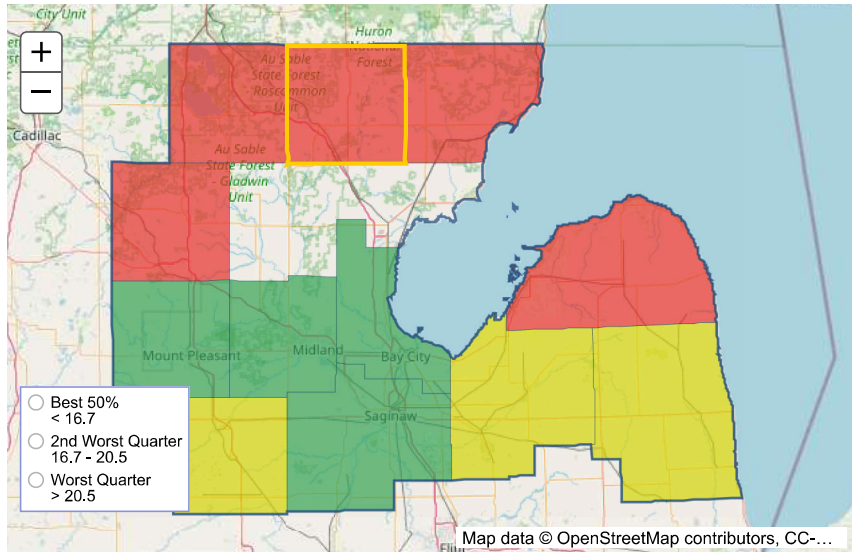
Compared to:



This indicator shows the age-adjusted death rate per 100,000 population due to suicide.

[LEARN MORE](#)

County : Ogemaw

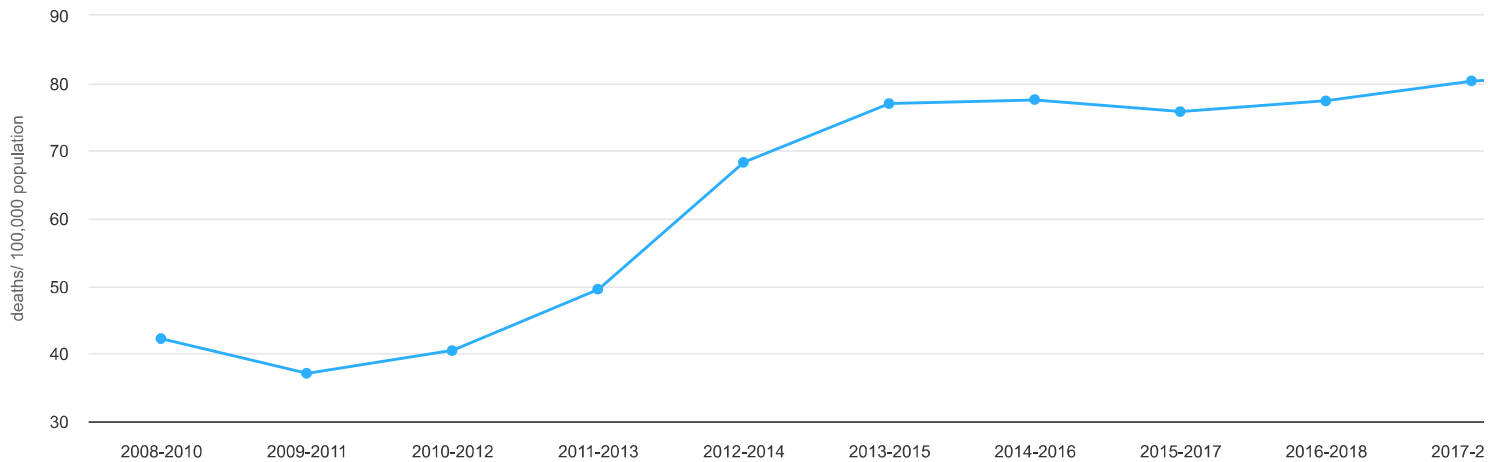


Age-Adjusted Death Rate due to Suicide

Data Source: Centers for Disease Control and Prevention



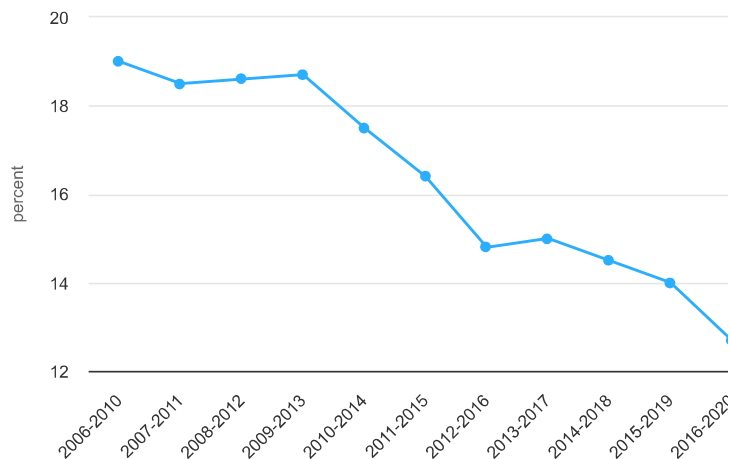
Age-Adjusted Death Rate due to Unintentional Injuries
County: Ogemaw



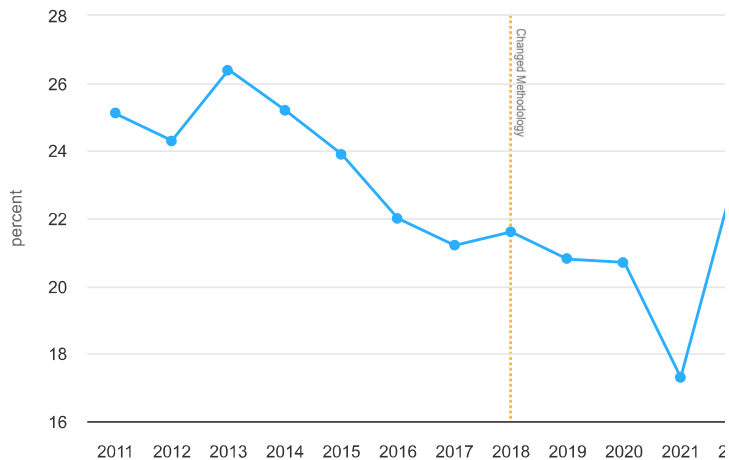
Social Determinants

According to [Healthy People 2030](#), social determinants of health (SDOH) are the conditions in the environments where people are born, live, learn, work, play, worship, and age that affect a wide range of health, functioning, and quality-of-life outcomes and risks.

Severe Housing Problems
County: Ogemaw



Child Food Insecurity Rate
County: Ogemaw



Change in methodology for 2018:
Due to methodological changes made in 2020, 2018 data should not be compared to previous time periods.

Households without a vehicle

Ogemaw County

6.3%

Compared to:



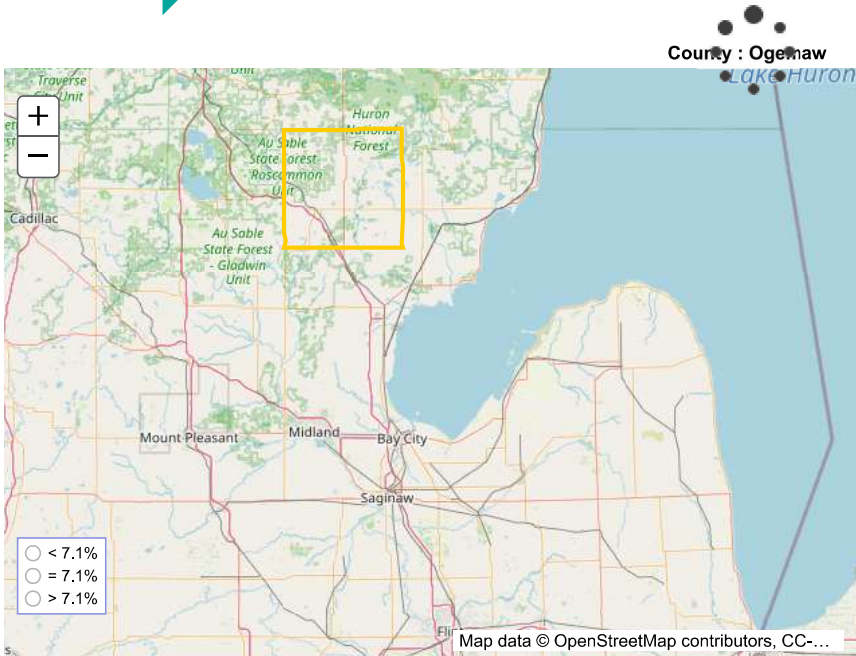
Grouped MI Value US Value Trend

This indicator shows the percentage of households that do not have a vehicle.

Numerator = Total estimate of housing units without vehicle

Denominator = Total estimate of occupied housing units

LEARN MORE 



Households without a Vehicle

Data Source: American Community Survey 5-Year

HCAHPS Star Rating

View Hospital Consumer Assessment of Healthcare Providers and Systems (HCAHPS) Summary Star Ratings for the area (October 2022). Learn more and download most recent data [here](#).



MyMichigan Medical Center-West Branch

Address: 2463 SOUTH M-30, West Branch, MI



LEAPFROG



LEGAL DISCLAIMER: The Leapfrog Hospital Safety Grade scores hospitals on their overall performance in keeping patients safe from preventable harm and medical errors. The grades are derived from expert analysis of publicly available data using up to 28 evidence-based, national measures of hospital safety. No specific representation is made, nor shall be implied, nor shall The Leapfrog Group be liable with respect to any individual patient's potential or actual outcome as a result of receiving services performed at any of these hospitals. Leapfrog Hospital Safety Grades cannot be republished without expressed written permission from The Leapfrog Group.

Click below if you want to see the list by County Name

[Terms](#) [This map was created by us. Learn how to create your own.](#)

Bloom Scorecard Reports Per County



Arenac County



Bay County



Clare County



Gladwin County



Gratiot County



Huron County



Iosco County



Isabella County



Midland County



Ogemaw County



Roscommon County



Saginaw County



Sanilac County



Tuscola County

[Click to Print and/or Export this Report in PDF](#)

